

Foundation Programme
in Literacy, Numeracy and Skills
(FPLNS)

हिंदी
HINDI

GRADE 7

Educator's Guidelines

Theme 4: Animals and Birds
Domestic Animals

MAHATMA GANDHI INSTITUTE
under the aegis of
MINISTRY OF EDUCATION AND HUMAN RESOURCE
Republic of Mauritius

2026



Table of content

Guide to Educators	iii
Activity 1: Listen and repeat.	1
Activity 2: Identify the words.	2
Activity 3: Cut and paste.	3
Activity 4: Encircle the appropriate word.	7
Activity 5: Write the correct alphabets.	8
Activity 6: Colour and describe the pictures.	9
Activity 7: Sentence reading.	10
Activity 8: Fill in the blanks	11
Activity 9: Labelling.	12
Activity 10: Describe the picture.	13

Guide to Educators

Learning Outcomes

- Share personal preferences regarding animals using phrases like “I like...” or “I don’t like...”.
- Listen to short stories or descriptions about animals and answer basic questions.
- Engage in simple conversations about their favorite animals.
- Learn and use key animal vocabulary (e.g., habitat, sound).
- Practice pronunciation of animal names and associated vocabulary words (kennel, basket, river/pond, milk).

Other Proposed Activities

- Animal charades.
(acting out an animal without speaking)
- Guess animal sound game.
- Crossword.
- Speak about their pets and on animals.

Portfolio Assessment

- Skills-based assessments.

Activities

- Listen and repeat.
- Identify the words.
- Cut and paste.
- Encircle the appropriate word.
- Write the correct alphabets.
- Colour and describe the pictures
- Sentence reading.
- Fill in the blanks.
- Labelling.
- Describe the picture.

Additional Resources

- Use pictures and real-life examples to aid recognition
- Repetitive Practice through songs and rhymes
- Videos or audios to display animal sounds

Activity 1: Listen and repeat.

Listening and Reading Activities:

- The Educator reads and explains the song.
- The students listen and repeat the song.

लकड़ी की काठी, काठी पर घोड़ा ;
घोड़े की दुम पर जो मारा हथौड़ा,
दौड़ा-दौड़ा-दौड़ा घोड़ा, दुम उठाके दौड़ा ।
घोड़ा पहुँचा चौक में, चौक में था नाई,
घोड़े की नाई ने हजामत जो बनाई,
तकबक-तकबक-तकबक-तकबक,
दौड़ा-दौड़ा-दौड़ा घोड़ा, दुम उठाकर दौड़ा ।
लकड़ी की काठी, काठी पर घोड़ा ;
घोड़े की दुम पर जो मारा हथौड़ा,
दौड़ा-दौड़ा-दौड़ा घोड़ा, दुम उठाकर दौड़ा ।

The Educator may access the audio-visual version of the above song through this link:

<https://www.youtube.com/watch?v=3bLfzgZ-wO8>

Other similar resources are available through the following link:

https://youtu.be/_4Ux7i_guaM

<https://www.youtube.com/watch?v=FUXUUmduo7E>

Activity 2: Identify the words.

Reading Activity:

- The Educator explains the words with emphasis on alphabets.
- The students listen and repeat the words.



गाय



मुरगी



घोड़ा



कुत्ता



मछली



चिड़िया



बिल्ली

Activity 3: Cut and paste.



Listening Activity:

The Educator reads the words aloud and asks the students to listen attentively.

The students:

- cut the picture of animals separately from next page.
- paste them on the farmhouse as per the given instructions.

गाय कुत्ता मछली घोड़ा बिल्ली चिड़िया

उदाहरण के लिए :

- घर के ऊपर बिल्ली ।
- कुकुरशाला के पास कुत्ता ।
- घास पर गाय ।

- पेड़ पर चिड़िया ।
- घर के सामने घोड़ा ।
- तालाब में मछली ।





Activity 4: Encircle the appropriate word.



Listening and Writing Activities:

- The Educator reads aloud the sentences.
- The students identify, encircle and write the words of the animals.

For example: कुत्ता काला है ।

कुत्ता

१. टोकरी में बिल्ली है ।

२. गाय घास चर रही है ।

३. घोड़ा भागता है ।

४. चिड़िया उड़ती है ।

५. नदी में मछली है ।




६. मुरगा बांग देता है ।

Activity 5: Write the correct alphabets.



Writing Activity:

- The students write the missing alphabet/s in the given space.




Activity 6: Colour and describe the pictures.


Speaking Activity:

The students:


- colour the pictures as per the indicated colours.
- describe each coloured animal orally.




काली और सफ़ेद गाय




भूरा / मटियाला कुत्ता



नीली मछली



काला घोड़ा




हरी चिड़िया

Activity 7: Sentence reading.

Reading Activity:

- The Educator helps the students to read the sentences.



कुत्ता

एक कुत्ता

यह कुत्ता है।

यह कुत्ता काला है।

कुत्ता भौंकता है।



मछली

एक मछली

यह मछली है।

यह मछली बड़ी है।

यह मछली नीली है।

मछली तालाब में है।



गाय

एक गाय

गाय सफ़ेद है।

गाय घास खाती है।

यह गाय दूध देती है।

Activity 8: Fill in the blanks.

Writing and Reading Activities:

The students:

- fill in the blanks with the appropriate words.
- read the sentences related to animals.

१. यह ----- सुंदर है। (मछली, गाय)




२. यह ----- बड़ा है। (मुरगी, घोड़ा)



३. यह ----- काली है। (मछली, मुरगी)



४. यह ----- सफ़ेद है। (बिल्ली, गाय)



५. पेड़ पर ----- है। (चिड़िया, मछली)



Activity 9: Labelling.



Writing Activity:

Write the appropriate words and label the pictures.



Activity 10: Describe the picture.



Speaking Activity:

- The Educator helps the students to form sentences orally based on the picture below.

